

ICT-Federkontakt 100 mil / 2.54 mm - Langhub

HIGHLIGHTS

Internationaler Standard für 100 mil Applikationen

Kontaktierung bestückter Leiterplatten

Große Auswahl an Tastkopfformen

Federweg 11.70 mm

MECHANISCHE DATEN

Rastermaß	2.54 mm/100 mil
Temperaturbereich	-30 °C - +120 °C
Maximaler Hub	11.70 mm
Arbeitshub	9.30 mm
Federvorspannung	0.30/ 0.40/ 0.50 N
Federkraft bei Arbeitshub	1.50/ 2.00/ 3.00 N

ELEKTRISCHE WERTE

Max. Strombelastung	3.0 A
Typischer Durchgangswiderstand	<= 25 mOhm

WERKSTOFFE

Gehäuse	Neusilber, vergoldet
Feder	Federstahl, vergoldet
Kolben	Stahl
Hülse	Bronze, vergoldet

EMPF. BOHRER - DURCHMESSER


HP 2361.1 (Trolitax)	1.65 mm
Mit eingedrücktem Pressring	1.75 mm
HGW 2372 (Hartglasgewebe)	1.67 mm
Mit eingedrücktem Pressring	1.76 mm



Technische Daten // Serie 1036/E

ICT-Federkontakt 100 mil / 2.54 mm - Langhub


TASTKOPFFORM - DURCHMESSER - OBERFLÄCHE



A
1.30 Au



B
0.90 Au



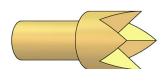
C
1.30 Au
1.50 Au



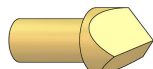
D
0.90 Au



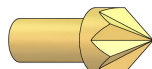
F
0.90 Au




G
1.50 Au




H
1.50 Au




K
1.50 Au



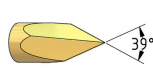
M1
1.30 Au



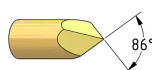
Q
0.50 Au



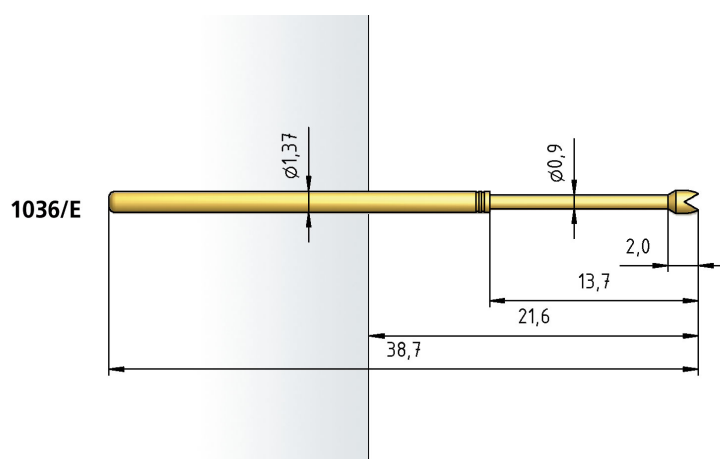
Q
1.30 Au
1.50 Au



V
0.90 Au



V1
0.90 Au



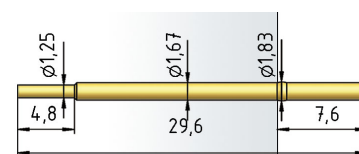


Technische Daten // Serie 1036/E

ICT-Federkontakt 100 mil / 2.54 mm - Langhub

Hülsen 1036/E

H 1025 C



H 1025 L



H 1025 W




H 1025 WR



H 1025 W18



H 1025 C-K




H 1025 L-K



H 1025 W-K



H 1025/2C




H 1025/2 L



H 1025/2 W



H 1025/12C



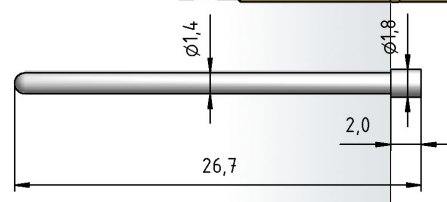
H 1025/12 L



H 1025/12 W



BGK 1025



BESTELLBEISPIEL

1036/E - B - 2.0 N - Au - 0.9

1 2 3 4 5

1. Serie 2. Kopfform 3. Federkraft
4. Tastkopfveredelung 5. Kopfdurchmesser