



Highlights

2 to 12 poles

Vertical pin strip

Spacing 5.0 mm

Open ends

Reflow soldering

Automatic assembly (tape-on-reel)

THR

Pin length 2.6 mm

Pin length 3.5 mm also available

Wire Sizes

Solid min -

Solid max -

Stranded (flexible) min -

Stranded (flexible) max -

Stranded with ferrule min -

Stranded with ferrule max -

Dimensions

PCB hole diameter 1.4 mm

Materials

Contact pin Copper Alloy

Insulating Material

Material PPA

Flammability class UL 94 V-0

Temperatures

Operating temperature (without mech. load) -40 °C - 105 °C

Store temperature -40 °C - 105 °C

Wave Soldering Process

Soldering temperature, recommended 260 °C

Peak soldering time, recommended 3-4 s

**Technical Data // STL950/...-5.0-V-P2.6-BK-HT**

Spacing 5.0 mm

Reflow Process

Soldering temperature, recommended 217 - 245 °C



Peak soldering time, recommended 60 s

Colours

BLACK, RAL 9011

Colours according to RAL, there may be variations on colour due to production conditions.

Ratings

UseGroup				
	B	C	D	
Rated voltage	300 V	150 V	300 V	250 V
Rated current	15 A	15 A	10 A	12 A
Overvoltage category				III
Test voltage	1.60 kV	1.30 kV	1.60 kV	4.0 kV
Pollution degree				3

Counterparts (Spacing 5.0 mm)**Terminal Block**


AK950	AK955	AK1100	AK1110	AK3950	AK4951
-------	-------	--------	--------	--------	--------

In combination of connectors with different admission data, the lower value is valid.

Tape on Reel

Number of Poles	Reel (RD/")	Width (R/mm)	Pitch (RP/mm)	Pieces (PCS)
2	13	32	20	140
3	13	32	20	140
4	13	56	20	140
5	13	56	20	140
6	13	56	20	140
7	13	56	20	140
8	13	56	20	140

Accessoires

Figure	Designation	Article Number
	Coding Star CS2-5.0/5.08-LIGHT GREY-HT	Order Data: 50000000028



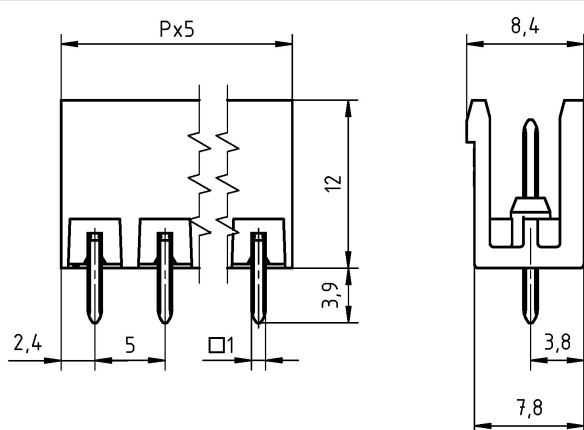
Technical Data // **STL950/..-5.0-V-P2.6-BK-HT**

Spacing 5.0 mm

Order Data (Spacing 5.0 mm)

Number of Poles	Width (mm)	Article Designation	Article Number	PU
2	10.00	STL950/2-5.0-V-P2.6-BK-HT	50950025397R	140
3	15.00	STL950/3-5.0-V-P2.6-BK-HT	50950035397R	140
4	20.00	STL950/4-5.0-V-P2.6-BK-HT	50950045397R	140
5	25.00	STL950/5-5.0-V-P2.6-BK-HT	50950055397R	140
6	30.00	STL950/6-5.0-V-P2.6-BK-HT	50950065397R	140
7	35.00	STL950/7-5.0-V-P2.6-BK-HT	50950075397R	140
8	40.00	STL950/8-5.0-V-P2.6-BK-HT	50950085397R	140

Technical drawing





Technical Data // **STL950/..-5.0-V-P2.6-BK-HT**

